Contents

1 Dicty Assistant **1**

2 Multimedia materials **1**
2.1 Video . . . 1
2.2 User guide with images . . . 2

3 Description **14**
3.1 Advantages . . . 14
3.2 Requirements . . . 14
3.3 Are You Deaf Or Mute? . . . 14

4 Support **14**
4.1 Troubleshooting common issues . . . 15
4.2 Links . . . 15
4.3 Download . . . 15
4.4 Keywords . . . 15

1 Dicty Assistant



Application Id: ml.danielcordero.dicty

2016-2024 Daniel F. Cordero B.

2 Multimedia materials

2.1 Video

You can see a short presentation of the application's use at these links:

- http://worditools.appz.dcco-ci.site/assets/videos/dicty/dicty-corto.mp4
- http://worditools.appz.dcco-ci.site/assets/videos/dicty/dicty-cara-a-cara.mp4
- https://www.facebook.com/WordiTools/videos/1268132126585281
- https://www.facebook.com/WordiTools/videos/1005001916231638

2.2 User guide with images

If you do not know how to use the app PLEASE READ THE INSTRUCTIONS below or DO NOT USE OR RATE THE APP until you understand it.



Many people have trouble speaking or hearing. They are deaf or mute.

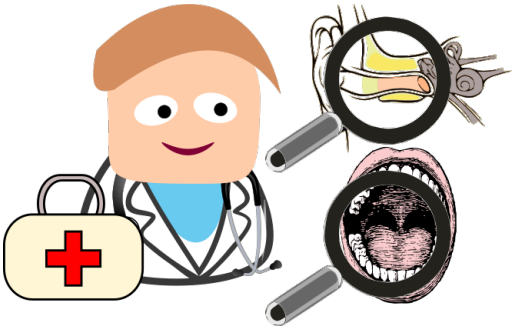

There are many medical procedures to try to correct these problems, but they are complex and expensive, and may require surgery and other dangerous procedures.



But there is a different solution that does not carry these risks and helps make patients' lives easier.



The best thing is that it can be used on a cell phone. Who doesn't have a cell phone these days? That's why it can help much faster.



The solution in question is Dicty. It is an installable application for mobile devices that use the Android operating system.

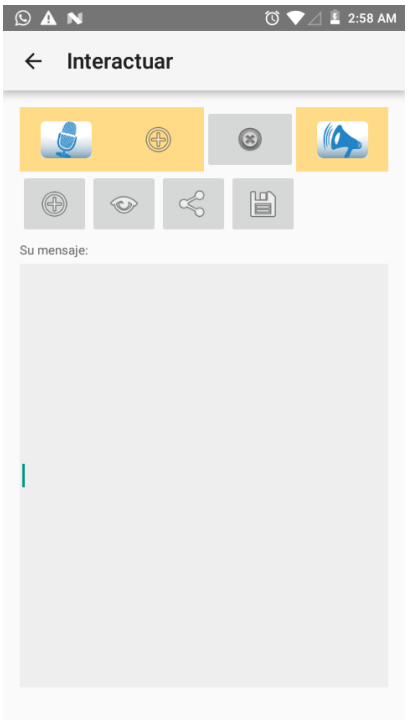

This is the initial screen you will see when you start it. The first row of buttons allow you to perform these actions, in order:

1. Call up the recording and acknowledgement window.
2. Call up the window as in step 1, but when finished it will add the text to the message box instead of replacing it.
3. Clear the text box.



If the person has trouble speaking but can move his or her hands, he or she can tell the app the text of the message that he or she wants others to hear, because the app can speak his or her texts.



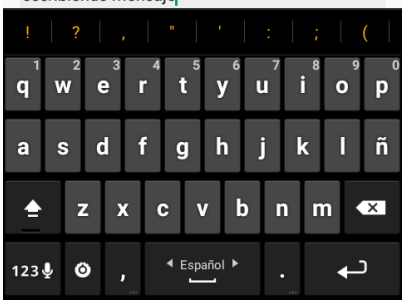

In the message box, you can enter the text you want to work with.

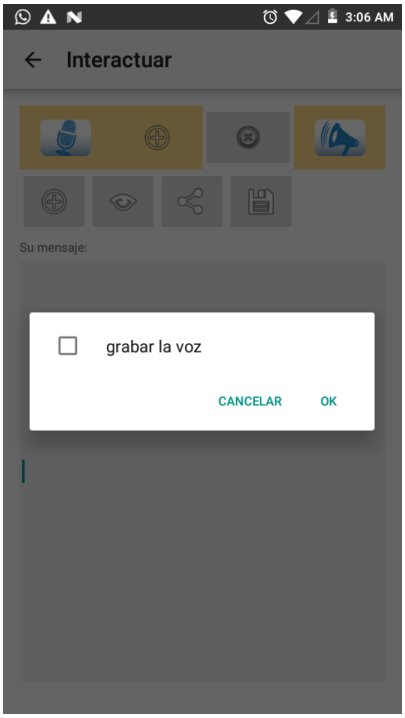

The buttons that appear on the second line will allow you to do these actions, in order:

1. Retrieve a text from the list of previously saved texts. You can select it as shown in the image.
2. View the message entered in the text box in a larger size.
3. Send the entered text to other applications: share.
4. Save the entered text to the list of quick texts. These texts will appear in the list.

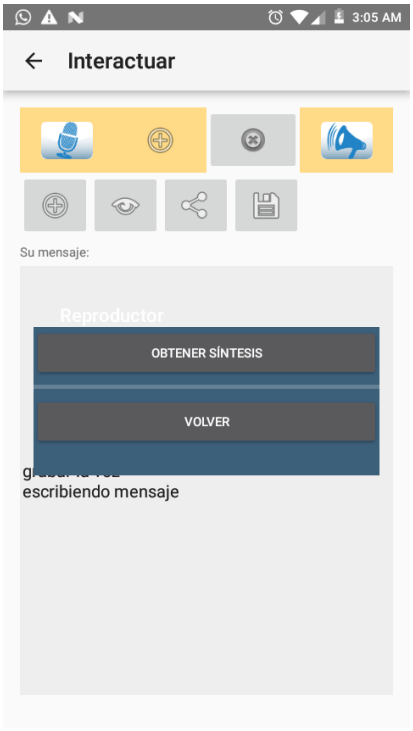

Once you have entered a text and tapped the ”Speak” button (megaphone-shaped at the top right), you will see the ”Get summary” button.

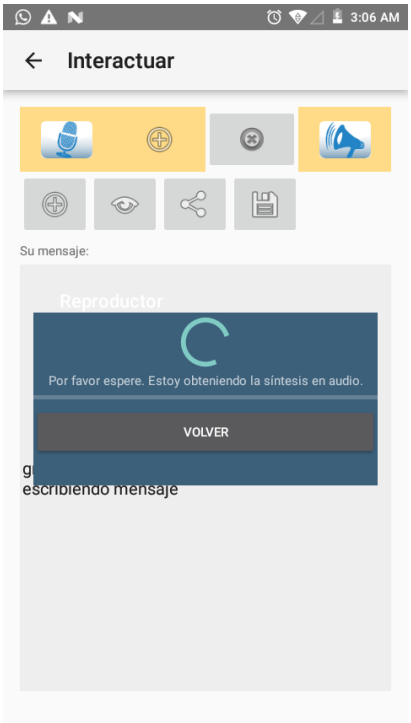

When you click on ”Get summary” the app will try to convert your text into audio. An Internet connection is required for this operation. If for some reason the synthesis generation fails, you can try again in the previous view.

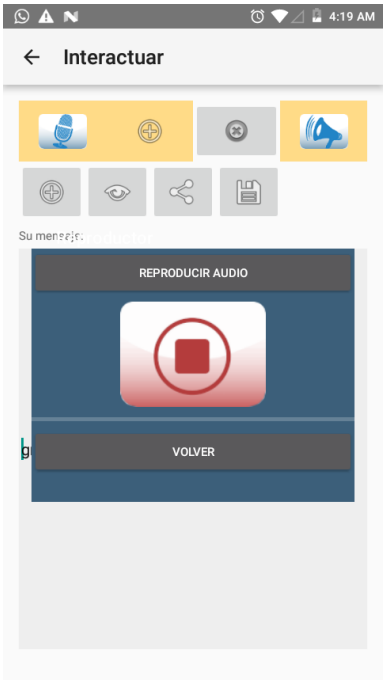

Once the audio has been generated, you can listen to it by tapping the “Play Audio” button.



This will allow someone else to hear what you wanted to say, for example, someone with reduced vision can listen instead of read.

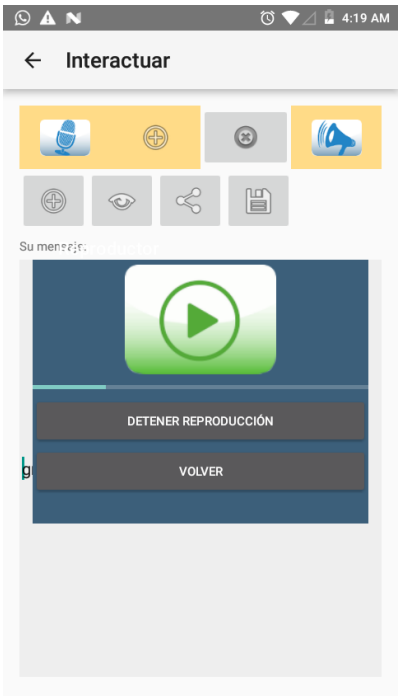

When playback is taking place, you will see the “Stop Play” button. Tapping it will mute the audio and return to the previous view.

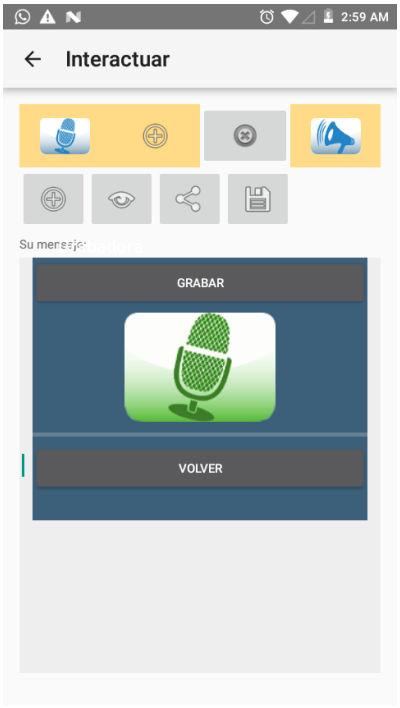

When you are in the home view and tap the “Record” or “Record and Add” buttons, which are displayed with a yellow background at the top left, respectively, you will see that the “Record” button is enabled.



If you speak to the application, it will listen carefully to the sound of your voice and attempt to recognize the words.

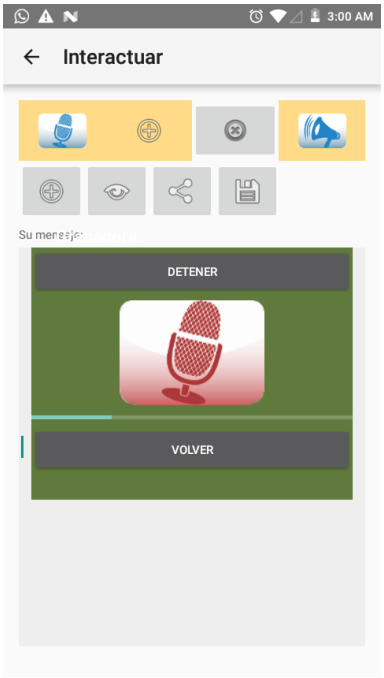

When you tap the “Record” button, your device will request the necessary permissions to start recording the audio. You must speak in such a way that the bar below the microphone moves so that a good volume level is recorded. You can tap the “Stop” button to end the recording.

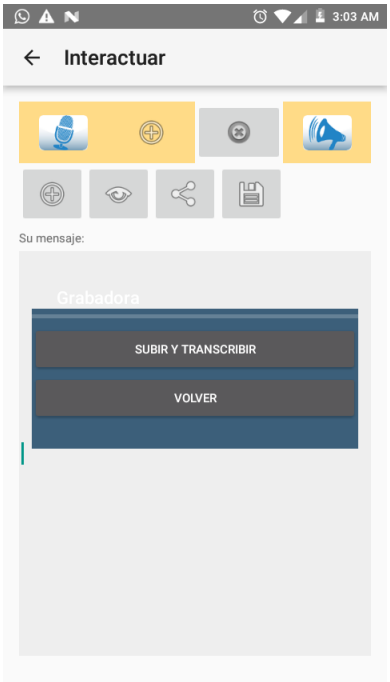

When you finish recording, you will see the “Upload and transcribe” button, which when tapped will attempt to analyze the audio and convert it to text. This operation requires an Internet connection.

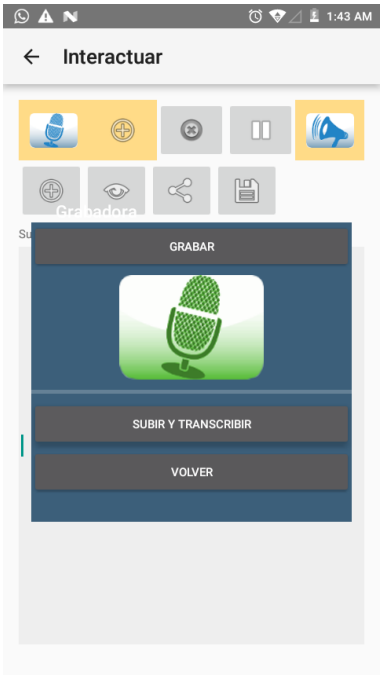

If for some reason the previous attempt at transcription fails, you can re-record or retry uploading the audio.



This will then allow you to read on your device's screen what the person said to the app, so even if you are deaf, you will be able to understand what they are saying to you.

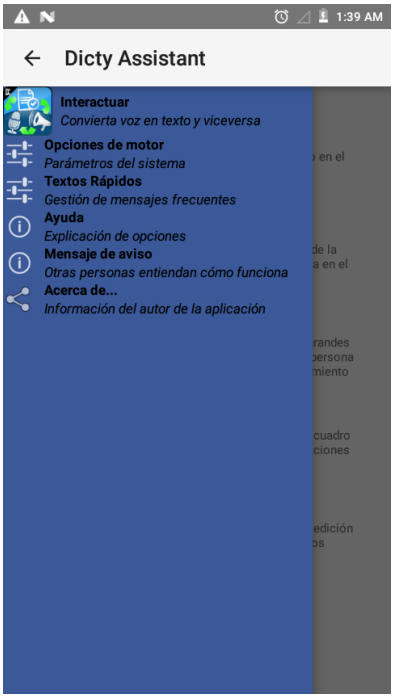

If you tap the arrow pointing to the left, which is at the top left of the screen, you will be able to see the menu that allows you to access the other views that are available.

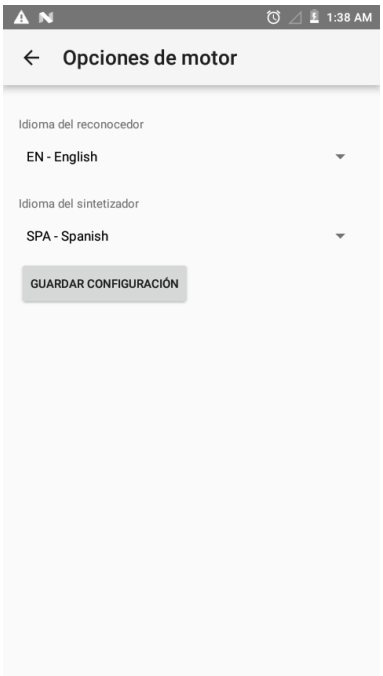

The engine options view allows you to select the language in which the audio samples are processed in the case of the recognizer. You can also select the language in which you want to hear the entered text. You must save the changes by tapping the “Save settings” button.

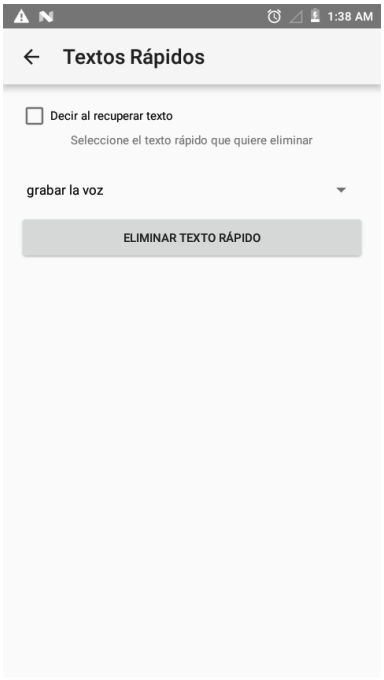

You can view and delete the available quick texts, which you have previously saved. By changing the value of the “Say when retrieving text” checkbox, you can synthesize the audio once it is selected from the list in the “Interact” view.



The help view shows a guide with drawings of the application usage flow.

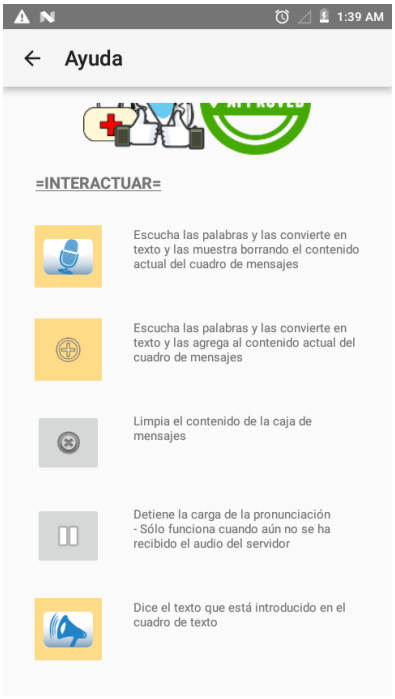

You can see that there is a short explanation of the button operations in the home view.

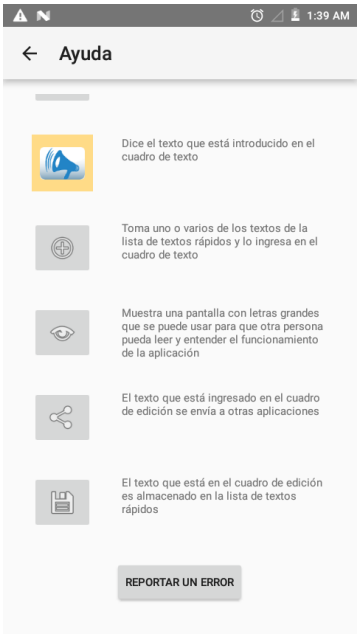

You can go to the author's website to get information on how to “Report a bug” with the corresponding button.

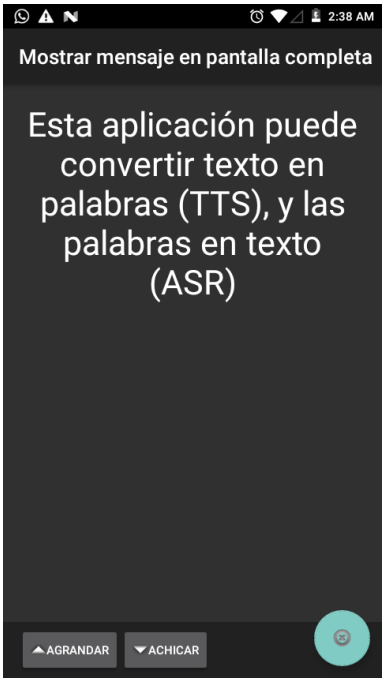

The full-screen message view shows the text that is displayed on the left by default, but it can be filled with the text you enter in the home view. The “Enlarge” and “Reduce” buttons allow you to change the size of the text.



This way you can help facilitate communication between people who have sensory impairments and help them understand each other.

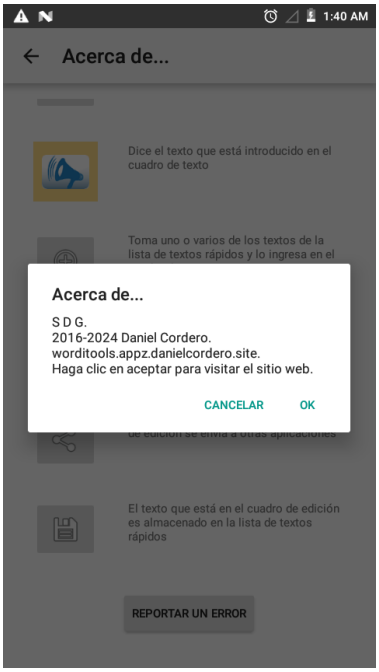

This view shows information about the author.

3 Description

Dicty offers you speech and speech recognition through synthesis in many languages. You speak and the app displays your message on screen, you type and the device speaks.

Are you deaf or mute or do you have a sore throat and need accessibility tools? It's for you!

Say one or more sentences and Dicty will convert them into text. The converted text can easily be sent to WhatsApp, SMS, email or copied and used in any other app that accepts text. Speak clearly, using everyday language, without background noise and you will get excellent speech recognition.

Dicty offers very important benefits. It is faster to record and recognize a text for people with dyslexia and deafness. The text can be read aloud automatically by one of several artificial voices and in several languages.

You can send any text from another app, for example an email, to Dicty to be read aloud.

Save your most repeated and frequent texts in the quick text list and use them by selecting them from the list. For example:

- Where is the bathroom?
- How much does it cost?
- Hi, my name is Dicty!

3.1 Advantages

The application offers you the following features:

- Flexibility to edit text.
- Flexibility to copy text to clipboard.
- Flexibility to send text to other applications.
- Simple and efficient interface.
- Speech and text recognition in multiple languages.

3.2 Requirements

- Constant Internet connection.
  - To send and receive transcriptions and pronunciation.
  - It is recommended to have a flat rate or WiFi.
- Supported Android version: 7.1: Other versions (from 2.3) may work but have not been tested.
- Increase the volume of the device speaker or bluetooth, or headphones.

3.3 Are You Deaf Or Mute?

Several accessibility tools have been developed for people with hearing, speech, and other disabilities. Please see our other apps posted on the website for more information.

4 Support

PLEASE do not post a first comment or send a message that just says “It doesn't work.” That does not help to solve the problem, and we cannot work on fixing it. Below and on the page you find the contact email: cualifikapp@gmail.com. Send your bug report and it will be attended to to the extent of the available resources. We hope they are few. Look for help, corrections, and guides on the product page.

Except as set forth herein, this application is distributed and provided ”AS IS.” Therefore, the Developer makes no warranties, express or implied, and you hereby disclaim any implied warranties, including warranties of merchantability and warranties of fitness for a particular purpose.

The web services used have their privacy policy and terms of use that you can consult on the author's website.

4.1 Troubleshooting common issues

4.1.1 Problem: The app doesn't play any sound.

Possible solutions:

1. Check that you can play sound with other apps.
2. Increase the media playback volume.
3. Install, reinstall, and update the app.
4. Some devices even need to reboot after installing new apps, even multiple times, and trying to open/install them until they work.
5. Make sure you've given the app write permissions to external storage.

4.1.2 Problem: The app doesn't recognize anything you say.

Possible solutions:

1. Make sure you've pressed the ”Record” button and try speaking loudly and clearly again in a quiet environment and at a rate of one or two words per second.
2. Connect your device to the network and try again, even on a different network. This happens because some devices don't have a connection to the necessary online services, or the network you use requires proxy settings.
3. Install, reinstall, and update the app.
4. Make sure you have given the app microphone permissions.

4.1.3 Problem: The app does not record or transcribe or display on screen.

Due to limited resources for development and testing, not all devices work properly, especially those with newer versions of the operating system.

Possible solutions:

1. Make sure your device is compatible with the app by checking the operating system version.

4.2 Links

- Facebook:
  - http://facebook.com/WordiTools
- Product's page:
  - http://worditools.appz.dcco-ci.site/

Send us your questions, comments, errors and doubts to the email cualifikapp@gmail.com.

4.3 Download

- From the app stores:
  - https://play.google.com/store/apps/details?id=ml.danielcordero.dicty.full.debug
- • From the website:
  - http://worditools.appz.dcco-ci.site/#descargas.

4.4 Keywords

Activate Speaker, Active Assistance, Add New Features, Advanced Learning, Alternative Assistant, Alternative Voice, Andy Voice Assistant, App Remote, Articulation Speech Therapy, Assistant , Assistant Notes, Best Suggestions, Biometric Key, Busy Sms, By Voice Command, Calls , Check Pronunciation, Choose Voice, Choose Your Voice, Command Navigation, Commands For Google Now, Communicate With Others, Communication, Communication Deaf, Communication With Deaf, Conver Words, Convert Into Text, Convert Words To Text, Copy To Android App, Create Commands, Custom Commands, Deaf And Hearing Impaired, Deaf Help, Deaf Helping, Deaf

Read, Deaf Translator, Deep Learning, Deep Learning Algorithms, Device Voice, Dial Voice, Dictate Text, Dictation App, Dictus, Display The Words, Displays Text, Easier Life, Easy Communication, Efficient Notes, Emails, Evernote Account, Execute Commands, Express What You Write, Fun Talk, Google Handwriting Input, Google Recognition Voice, Google Text-To-Speech, Hear A Text, Hearing Impaired, Htc Speak, Incredible App, Instead Of Write, Language Assistant, Language You Want To Convert, Laptop, Large Letters, Learn Korean Speak Korean, Learn Languages, Learn Languages Free, Learn Your Voice, Lifestyle , List Note, Listen Text, Listen To People, Load Notes, Making Notes, Messages, Moto Voice, Motorola Contextual Services, Multi Language Support, My Personal Assistant, Need Access To Internet, Notepad, Notepad Memo, Notepad Pro, Offline Voice, Personal Information, Power Of Voice, Quick Launch, Qwerty, Read Out Loud, Reading It, Receive Message, Recognize Voice, Save Notes, Say Word, Screen Prompt, Share Voice, Siri Like Assistant, Slow And Clear, Small Talk, Smart Apps, Smart Assistant, Smart Voice, Smartphone , Sms Reply, Sonalight Text By Voice, Speak Command, Speak Question, Speak Text, Speaker Verification, Speech Commander Free, Speech Notes, Speech Recognition, Speech To Text, Speech To Text Translator, Speech To Text Voice To Text, Spoken Words, Start Listening, Start Recognizing, Stt, Tablet, Take Notes , Talk Deaf, Tecnologias Assistivas, Text By Voice, Text Editor, Text Notes, Text To Speech, Text To Voice, The Deaf, Tools, Transcript System, Translate Text To Speech, Translate To Text, Translate Voice To Text, Translator, Translator Speech Recognition, Tts , User Friendly, Virtual Assistant, Voice Biometrics, Voice Call, Voice Commands, Voice Contact, Voice Control, Voice Control On You, Voice Controlled, Voice Dial, Voice Launcher, Voice Lock Screen, Voice Note, Voice Phrase, Voice Recognition, Voice Recognition For Android, Voice Recognition System, Voice Search, Voice Text-To-Speech, Voice To Text, Voice To Text Converter, Voice To Unlock, Voice Transcript, Voice Translator, Voice Unlocker, Wake Voice, What People Say, Words Hears, Words Into Text, Write Emails, Writing Sms, Your Voice